




## V5400 2<sup>nd</sup> Generation DUT Flex Connector with Interposer

### One for One Replacement for "Gold Bump" V5400 DUT Flex Connector

The Interposer DUT Flex connector is a 2<sup>nd</sup> Generation probe card connector for the Verigy (Agilent) V5400 Memory Test System.

The 2<sup>nd</sup> Generation DUT Connector utilizes interposer technology instead of gold bumps to provide signal transmission between the probe card pads and the DUT connector flex circuit. The interposer DUT connector is functionally compatible with all V5400 probe cards that accommodate the gold bump DUT connector. It is also functionally compatible with current V5400 metrology equipment currently using the gold bump DUT connector.

The Interposer DUT Connector can be used with the Xandex V5400 gold bump style clamp assembly.

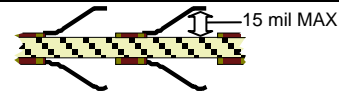


V5400 DUT Flex Connector with Interposer

### Specifications

Electrical	
<b>Contact Resistance (Interposer):</b>	≤50mΩ
<b>Contact Life</b>	
<b>DUT to Probe Card Cycles:</b>	10
<b>DUT to Clamp Cycles:</b>	5,000

Environmental	
<b>Operating Temperature:</b>	Up to 50° C
<b>Interposer Contact</b>	
<b>Contact Material:</b>	Cu Alloy with Ni/Au plate
<b>Carrier:</b>	FR4
<b>Contact Wipe:</b>	YES
<b>MAX Uncompressed Contact Height:</b>	≤15 mils (one side)

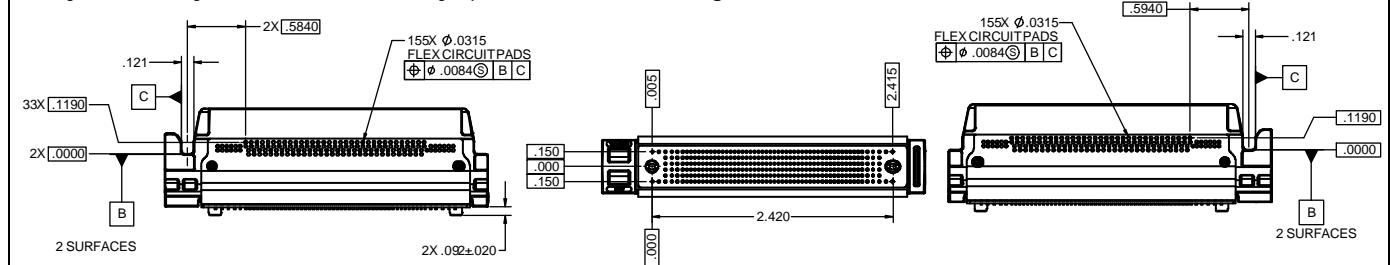


Side View of Interposer: Maximum Contact Height

### DUT Connector Mechanical

Overall Dimensions (in Inches)	
<b>MAX Width:</b>	0.650
<b>Length:</b>	3.25
<b>Installed Height:</b>	0.99

The diagram below indicates pad location from significant locating features. Note that the left and right side Flex Circuit Pad arrays are not symmetrical nor identically spaced from the locating feature.



### How to Order

The critical board thickness dimension that determines the length of installation screws is illustrated below. 0.25 inch total board thickness is typical. For 0.25 inch boards, order the kit number indicated in the table below.

	KIT PART NUMBER	PROBE CARD THICKNESS AT MOUNTING POINT COUNTERBORE (IN INCHES)	MOUNTING SCREW SPECIFICATION
	361-0035-02	MIN 0.10 - MAX 0.19	SCR PHT M2X6 SEMS CUP LW

