
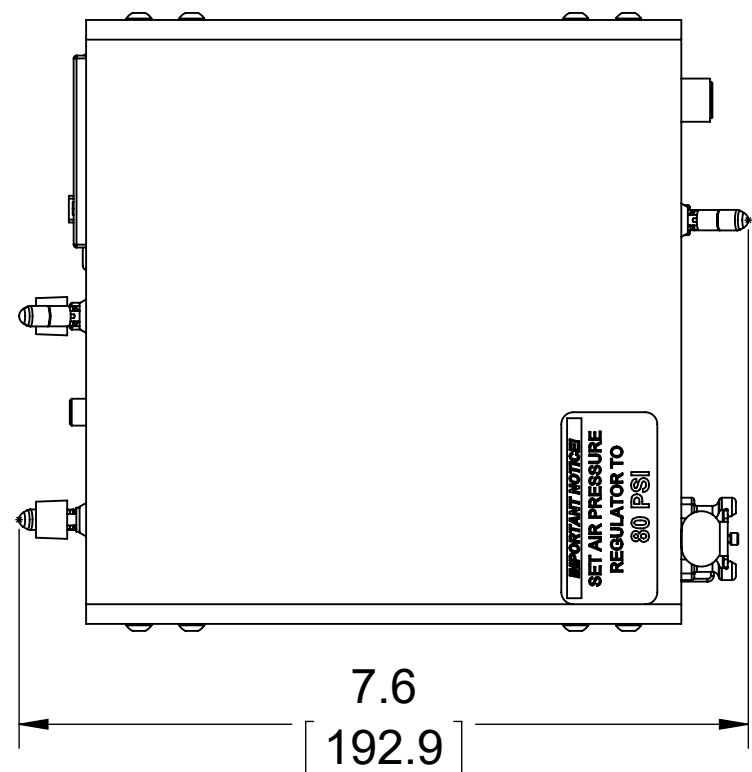
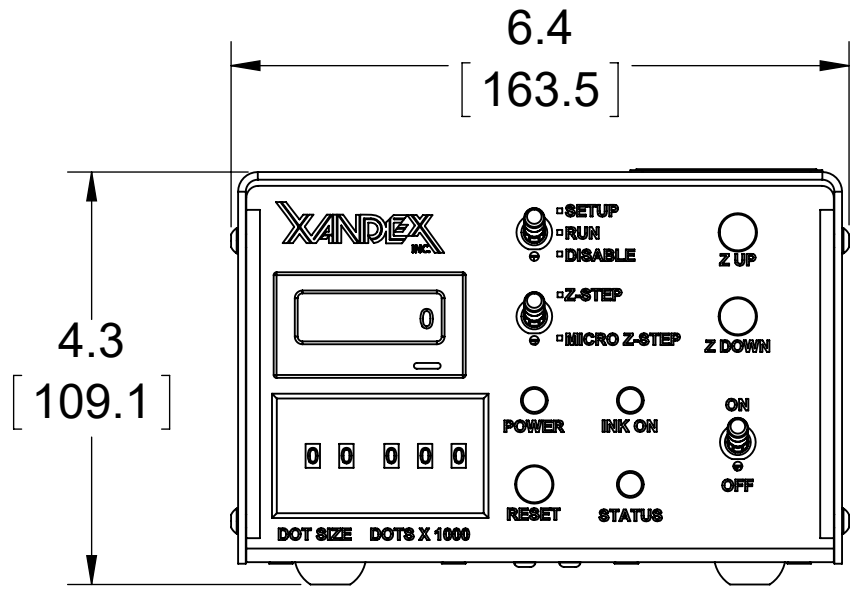


© Copyright Xandex Inc., All Rights Reserved. The information disclosed herein is deemed to be confidential, proprietary, and a trade secret of Xandex, Inc. This information may not be used, reproduced or disclosed without the expressed prior written consent of Xandex, Inc.

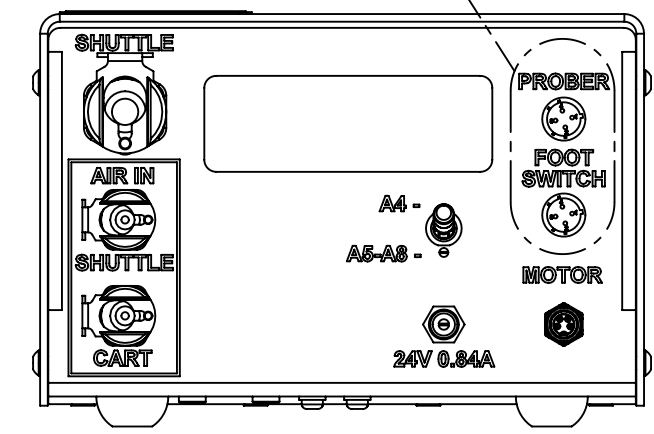
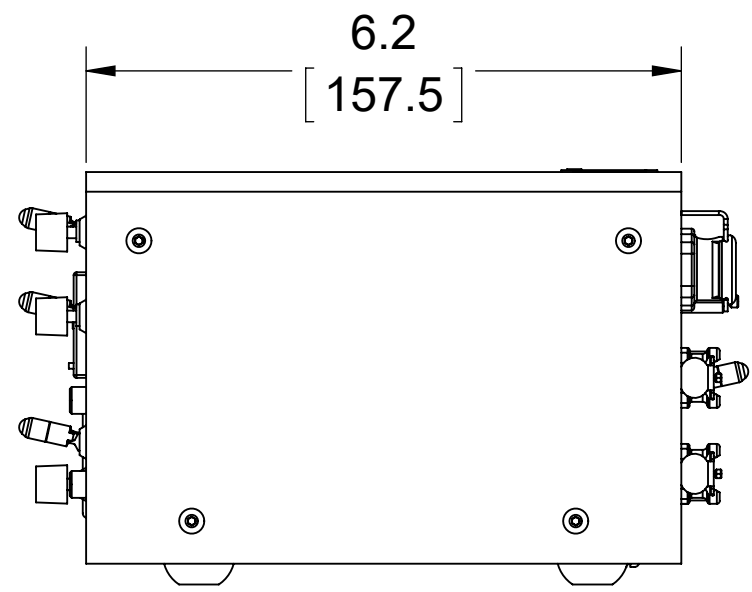
REVISIONS					
REV	DESCRIPTION	CHANGE NUMBER	BY	DATE	APPROVED
B	UPDATE FITTINGS	4584	MRW	02/21/23	



5. PROBER CONNECTOR PINS:  
 1 - N/C  
 2 - PROBER +  
 3 - N/C  
 4 - PROBER -
6. FOOT SWITCH CONNECTOR PINS:  
 1 - FOOT SWITCH -  
 2 - N/C  
 3 - FOOT SWITCH +  
 4 - N/C



**FRONT PANEL**



**REAR PANEL**

**NOTES:**

1. DETAIL AND DIMENSIONAL DRAWING FOR 350-0027 MICRO-Z PNEUMATIC INKER CONTROLLER.
2. WEIGHT: 2.26 LBS (1.19 KG).
3. AIR IN: 80 ± 5 PSI @ < 0.5 CFM.
4. POWER IN: 24 VDC @ 0.84A.

APPROVALS	DATE	INTERPRET DRAWING PER ASME Y14.5M-1994	1360 REDWOOD WAY, SUITE A PETALUMA, CA 94954 (707) 763-7799
DRAWN	J. THOMAS 9/15/2022		
CHECKED	File Approved per DCA#214	TOLERANCES	TITLE <b>OD DWG, MICRO-Z PNEUMATIC CONTROLLER</b> DO NOT SCALE DRAWING
ENGRG	J. THOMAS 9/15/2022	UNLESS OTHERWISE SPECIFIED DIMENSIONS ARE IN INCHES	
NEXT ASSEMBLIES.....USED ON		DECIMALS 1 PL ±.1 2 PL ±.03 3 PL ±.010 FRACTIONS ± ANGLES ± 1° 63° ALL SURFACES	SIZE <b>B</b> SCALE <b>1:2</b> SHEET <b>1 OF 1</b> DRAWING NUMBER <b>900-0227</b> REV <b>B</b>